

Dear CCS Community,

I'd like to give a huge thank you to all of our staff, students, and families who filled out the Winter 2023 Panorama Survey. Your feedback is crucial to ensuring that we create the best possible learning environments in all of our buildings.

At Columbus City Schools, we strive to be open and transparent with our school community members. As part of this transparency, we want to share the feedback and data captured in this survey. We hope this information will be useful to you in learning more about the working and learning environments in our buildings.

Our Winter 2023 survey was instrumental in demonstrating areas where we as a District are succeeding and where we need additional work to provide the best possible support to our students, staff, and families.

One area where we saw exciting improvements is in cultural awareness and action. This parameter measures how well we support our students in learning about, discussing, and confronting issues of race, ethnicity, and culture. Since our Fall 2022 survey, we have seen an increase across all grade levels of students reporting that they feel supported broaching these subjects with their peers and trusted adults. We want our students to feel empowered to engage in these discussions with their teachers and classmates, and the data shows that our work is having a positive impact.

While this report shows that we are succeeding in many areas, there are still some that require additional growth. School climate is one of these areas. School climate measures how individuals view the social and learning climates in our schools. Since our Fall 2022 survey, we have seen a decrease in favorable responses across multiple groups. With this knowledge, we will make adjustments as needed to provide our staff and students with everything they need to thrive in the classroom. A positive school climate is essential to our students' education, and I am confident that together we can make our schools an effective learning environment for all.

As we reflect on this information, I would like to take a moment to remind our students, staff, and families to always fill out the current Panorama surveys. Your feedback is essential to letting us know what measures are most important to fostering a school climate that is inclusive of all students. I hope you will take the time to make your voices heard.

Sincerely,
Dr. Dionne Blue
Chief Equity Officer

Introduction:

Columbus City Schools (CCS) has utilized Panorama Education to administer student, staff, and family surveys across the District since Fall 2020. Data for the 2023 Winter Panorama Survey was collected from January 30 to February 17. This data aids the District in ensuring school environments have a positive culture and climate. This is done in part through measuring the success of social-emotional learning (SEL) strategies in schools. Research studies have shown that implementing SEL programs with fidelity supports positive school communities and improved academic outcomes.

The District is excited to provide the Winter 2023 Panorama data to the CCS Community. The connections between the District and its school communities are one of the District's most important resources. By providing access to the Panorama survey results, CCS continues to engage with stakeholders on these important topics. Thank you for your hard work supporting District outcomes.

Critical Data Points:

- 51,662 responses received across 4 different surveys
 - 1% decline from Fall 2022 Panorama Survey
- Responders include:
 - Students
 - Staff
 - Teachers
 - Administrators
 - Other District staff
 - Families
- Survey topics:
 - Student Surveys:
 - Student SEL Competencies
 - Students Supports and Environment
 - Staff Survey:
 - Cultural Awareness and Action
 - Feedback and Coaching
 - Professional Learning
 - School Climate
 - School Leadership
 - Staff-Leadership Relationships
 - Well-Being

- Family Survey:
 - Additional Family Assistance
 - Barriers to Engagement
 - Family Engagement
 - Family-School Communication
 - School Climate
 - School Needs

Result Reporting:

Survey questions are scored using a method known as percent favorable. When a question is scored as “79% favorable,” this means that 79% of respondents selected a favorable answer choice. Questions are grouped thematically by topic. Topic scores are then calculated as an average of the percent favorable responses to each question within the topic.

Result Breakdown:

Strengths –

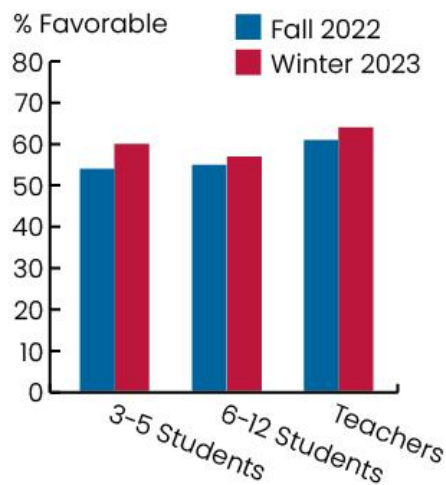
CULTURAL AWARENESS AND ACTION INCREASES IN FAVORABILITY

Cultural Awareness and Actions measures how well schools support students in learning about, discussing, and confronting issues of race, ethnicity, and culture.

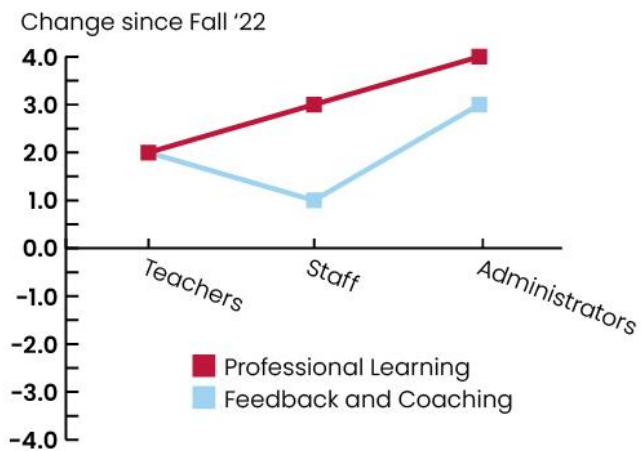
Across all age groups, the District saw an increase in percent favorable responses from the Fall 2022 survey.

Cultural Awareness and Actions

Measures how well schools support students in learning about, discussing, and confronting issues of race, ethnicity, and culture.



Staff Report Increase in Favorability in Professional Learning and Feedback and Coaching



STAFF REPORT INCREASES IN FAVORABILITY IN PROFESSIONAL LEARNING AND FEEDBACK AND COACHING

Professional Learning and Feedback and Coaching measure staff professional development and feedback.

Across all staff classifications, the District saw an increase in favorable responses from the Fall 2022 survey.

STRENGTH IN SEL COMPETENCIES AMONG 10TH-12TH GRADE STUDENTS

SEL competencies measures student proficiencies with different SEL practices.

While grades 6-9 report room for improvement in these SEL competencies, their older peers report more confidence.

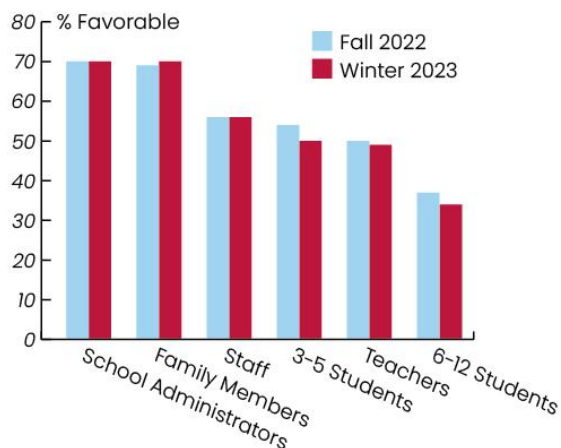
Strength in SEL Competencies among 10th-12th Grade Students

While grades 6-9 report room for improvement in these SEL competencies, their older peers report more confidence.

Supportive Relationships	+1	0	-1	-2	+3	+1	+5
Social Awareness	0	-3	-3	-3	+4	+9	+10
Self-Efficacy	+1	-1	-2	-5	+1	+3	+9
Emotion Regulation	-3	-4	-2	-1	+4	+5	+10
	Grade 6	7	8	9	10	11	12

Areas For Improvement –

Declines in School Climate
School Climate measures perceptions of the overall social and learning climate of the school



MANY FAMILIES REPORT BELOW AVERAGE ON STUDENT NEEDS

Student Needs measures families' confidence levels regarding their child's health and academic success.

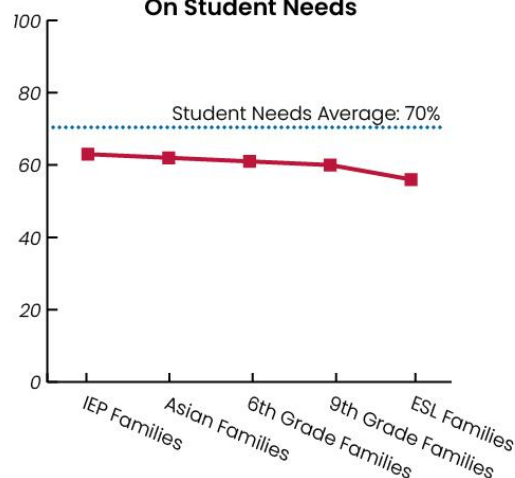
5 different key demographic groups reported below average favorable responses.

MANY STAKEHOLDERS REPORT DECLINES IN SCHOOL CLIMATE

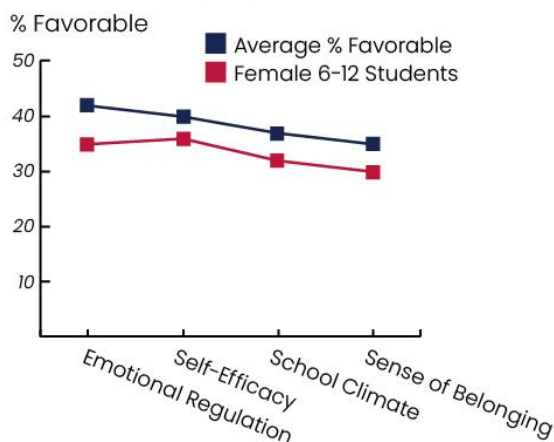
School Climate measures perceptions of the overall social and learning climate of the school.

Across 6 different stakeholder groups, 3 reported a decline in favorable responses from the Fall 2022 survey. 2 groups reported no change; 1 group reported an increase.

Many Family Demographic Groups Report Well Below Average On Student Needs



Secondary Female Students Report Below The District Average Across Many Topics



SECONDARY FEMALE STUDENTS CONTINUE TO REPORT BELOW THE DISTRICT AVERAGE ACROSS MANY TOPICS

Across several different categories, female 6-12 students reported below the District average favorable responses.

Board of Education Goal Progress –

In April 2021, the Columbus Board of Education adopted three measurable goals that align with the District’s mission and vision and support the Portrait of a Graduate: Strengthen Reading Proficiency, Close Opportunity Gaps, and Develop Portrait-Ready Graduates.

The Board also developed four guardrails that are based on the community’s values and align with the District’s educational vision and goal:

- Support Intervention Systems
- Prioritize a Whole Child Focus
- Align Resources Equitably
- Ensure a Culturally-Responsive Staff

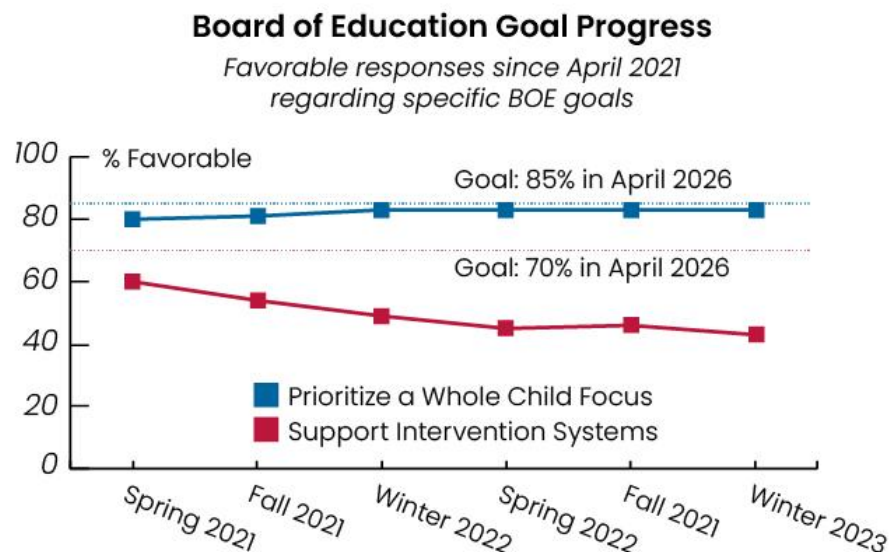
Highlights –

PRIORITIZE A WHOLE CHILD FOCUS: TARGET GOAL ACHIEVED

As of the Winter 2022 survey, the 2022-2023 target goal of 82% favorable responses was met with a score of 83% favorable. In each of the surveys since, the percent favorable has stayed the same at 83%.

SUPPORT INTERVENTION SYSTEMS: ADDITIONAL GROWTH NEEDED

As of the Winter 2023 survey, the District is 21% below the goal of 64% favorable responses. Additional growth is needed in this goal. Since the initial survey in Fall 2021, the percent of favorable responses has seen a steady decline from 54% favorable in Fall 2021 to 43% favorable in Winter 2023.



Conclusion: Next Steps

The data CCS receives from Panorama is a crucial tool that assists the District in creating learning environments that help students reach their full potential. Based on the data collected in the Winter 2023 survey, the District has identified several next steps:

Successes:

The District plans to continue building on the successes it has achieved in several key areas. In the areas of Cultural Awareness and Action, Professional Learning, Feedback and Coaching, SEL Competencies Among 10-12 Grade Students, and Prioritize a Whole Child Focus, the District saw strong favorable responses. The District plans to take what is working in these areas and apply the successes to the sections where more growth is needed.

Areas for Growth:

The Winter 2023 survey revealed strategic areas the District will focus on to strengthen Columbus City Schools as a whole. In the areas of School Climate, Student Needs, Support Intervention Systems, and multiple areas reported by female students, the District reported declines from past surveys and below average results. CCS plans to focus on opportunities for growth in these areas.

We at Columbus City Schools appreciate our school community taking the time to share thoughts on these important topics. This data will assist the District in making targeted changes that best meet the needs of our students, staff, and families.